

**Site Usage**

**1,498 Visits**

Previous: 1,565 (-4.28%)

**58.41% Bounce Rate**

Previous: 59.42% (-1.71%)

**3,134 Pageviews**

Previous: 3,359 (-6.70%)

**00:02:22 Avg. Time on Site**

Previous: 00:02:20 (1.22%)

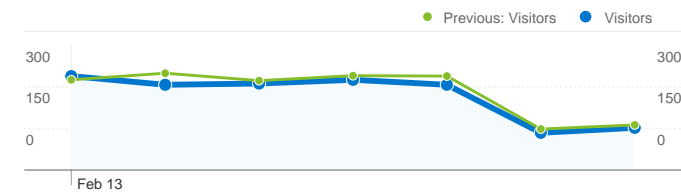
**2.09 Pages/Visit**

Previous: 2.15 (-2.53%)

**61.42% % New Visits**

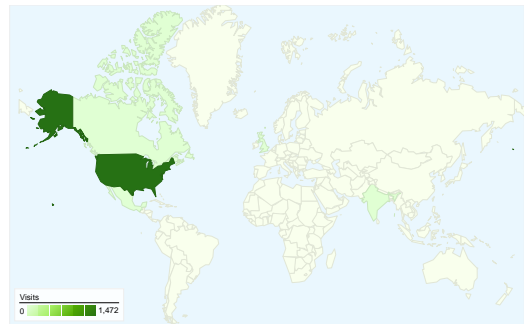
Previous: 61.92% (-0.81%)

**Visitors Overview**

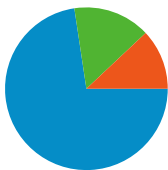


**Visitors**  
**1,132**

**Map Overlay**

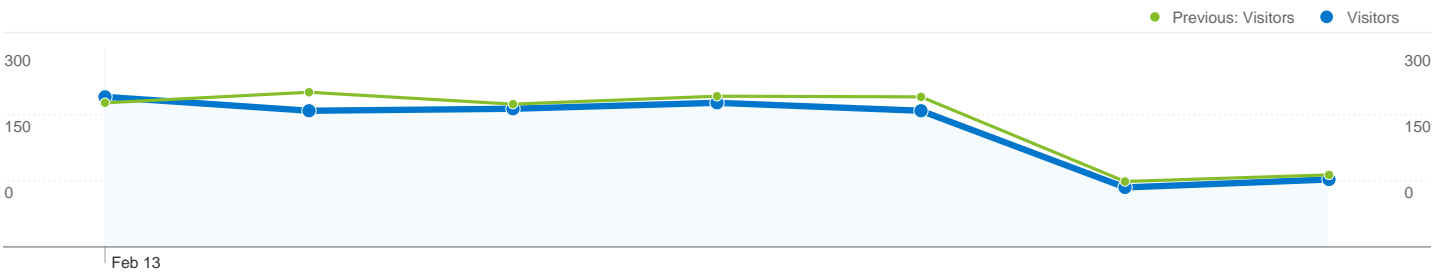


**Traffic Sources Overview**



- **Search Engines**  
1,088.00 (72.63%)
- **Direct Traffic**  
230.00 (15.35%)
- **Referring Sites**  
180.00 (12.02%)

Content Overview		
Pages	Pageviews	% Pageviews
/index.html		
Feb 13, 2012 - Feb 19, 2012	877	27.98%
Feb 6, 2012 - Feb 12, 2012	979	29.15%
% Change	-10.42%	-3.99%
/offices/clerkofcourt/index.htm		
Feb 13, 2012 - Feb 19, 2012	169	5.39%
Feb 6, 2012 - Feb 12, 2012	168	5.00%
% Change	0.60%	7.82%
/offices/sheriff/index.htm		
Feb 13, 2012 - Feb 19, 2012	164	5.23%
Feb 6, 2012 - Feb 12, 2012	153	4.55%
% Change	7.19%	14.89%
/offices/recorder/passports.htm		
Feb 13, 2012 - Feb 19, 2012	161	5.14%
Feb 6, 2012 - Feb 12, 2012	194	5.78%
% Change	-17.01%	-11.05%
/jobs.htm		
Feb 13, 2012 - Feb 19, 2012	129	4.12%
Feb 6, 2012 - Feb 12, 2012	100	2.98%
% Change	29.00%	38.26%



## 1,132 people visited this site

**1,498 Visits**

Previous: 1,565 (-4.28%)

**1,132 Absolute Unique Visitors**

Previous: 1,187 (-4.63%)

**3,134 Pageviews**

Previous: 3,359 (-6.70%)

**2.09 Average Pageviews**

Previous: 2.15 (-2.53%)

**00:02:22 Time on Site**

Previous: 00:02:20 (1.22%)

**58.41% Bounce Rate**

Previous: 59.42% (-1.71%)

**61.42% New Visits**

Previous: 61.92% (-0.81%)

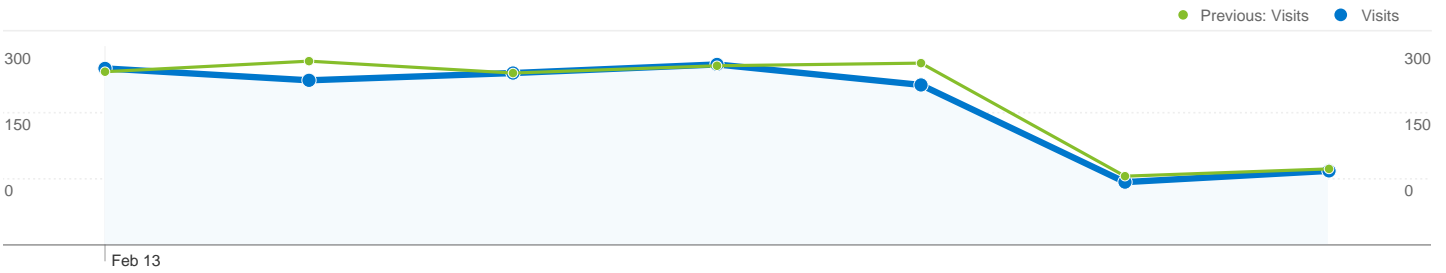
## Technical Profile

Browser	Visits	% visits
<b>Internet Explorer</b>		
Feb 13, 2012 - Feb 19, 2012	1,001	66.82%
Feb 6, 2012 - Feb 12, 2012	1,052	67.22%
% Change	-4.85%	-0.59%
<b>Firefox</b>		
Feb 13, 2012 - Feb 19, 2012	195	13.02%
Feb 6, 2012 - Feb 12, 2012	204	13.04%
% Change	-4.41%	-0.14%

Chrome		
Feb 13, 2012 - Feb 19, 2012	125	8.34%
Feb 6, 2012 - Feb 12, 2012	109	6.96%
% Change	14.68%	19.81%
Safari		
Feb 13, 2012 - Feb 19, 2012	86	5.74%
Feb 6, 2012 - Feb 12, 2012	100	6.39%
% Change	-14.00%	-10.15%
Android Browser		
Feb 13, 2012 - Feb 19, 2012	71	4.74%
Feb 6, 2012 - Feb 12, 2012	81	5.18%
% Change	-12.35%	-8.43%

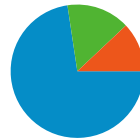
# Traffic Sources Overview

Feb 13, 2012 - Feb 19, 2012  
 Comparing to: Feb 6, 2012 - Feb 12, 2012



**All traffic sources sent a total of 1,498 visits**

- 15.35% Direct Traffic**  
 Previous: 16.17% (-5.02%)
- 12.02% Referring Sites**  
 Previous: 12.65% (-5.02%)
- 72.63% Search Engines**  
 Previous: 71.18% (2.03%)



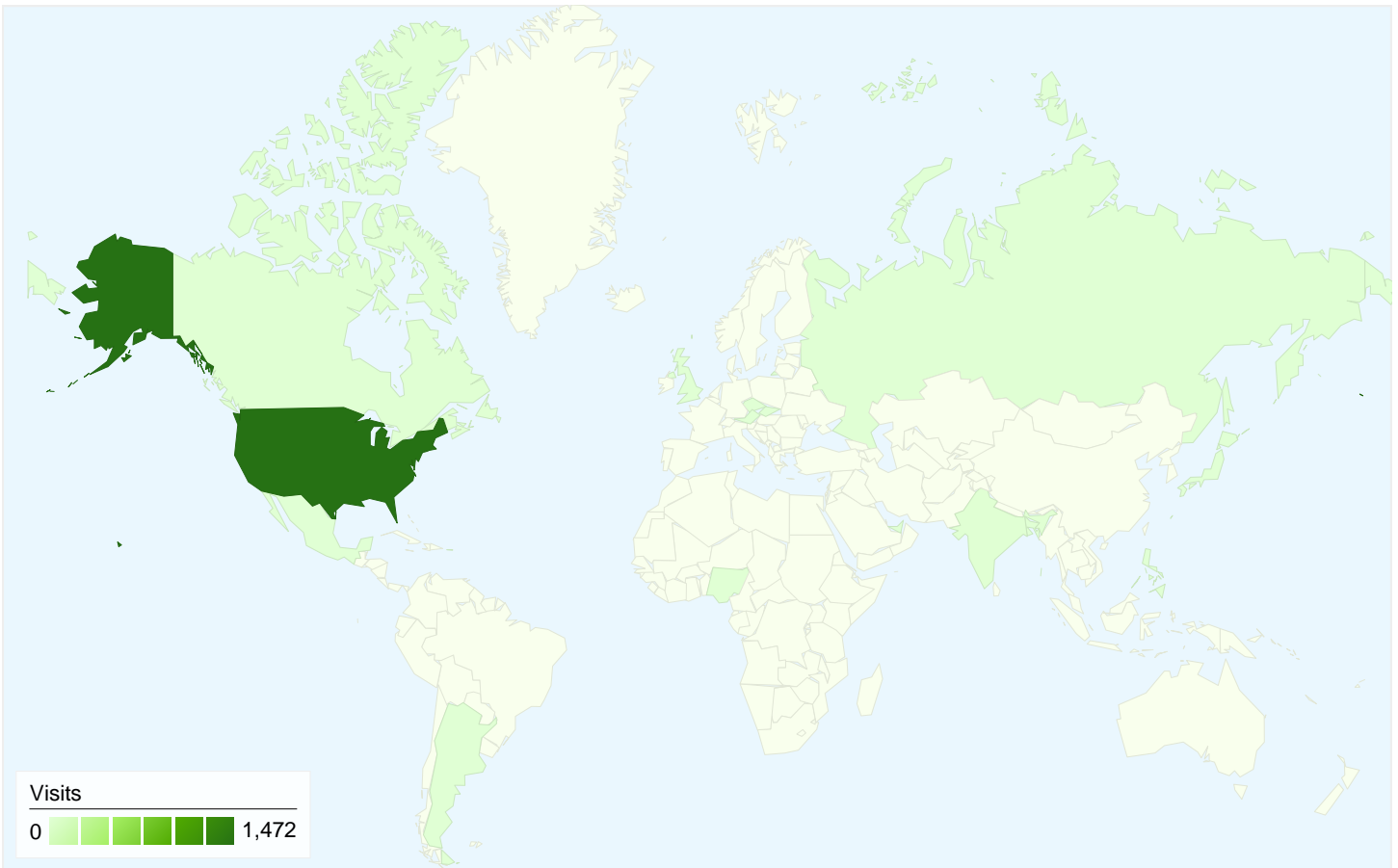
- Search Engines**  
 1,088.00 (72.63%)
- Direct Traffic**  
 230.00 (15.35%)
- Referring Sites**  
 180.00 (12.02%)

## Top Traffic Sources

Sources	Visits	% visits	Keywords	Visits	% visits
google (organic)			(not provided)		
Feb 13, 2012 - Feb 19, 2012	799	53.34%	Feb 13, 2012 - Feb 19, 2012	144	13.24%
Feb 6, 2012 - Feb 12, 2012	795	50.80%	Feb 6, 2012 - Feb 12, 2012	158	14.18%
% Change	0.50%	5.00%	% Change	-8.86%	-6.68%
(direct) ((none))			iowa county iowa		
Feb 13, 2012 - Feb 19, 2012	230	15.35%	Feb 13, 2012 - Feb 19, 2012	60	5.51%
Feb 6, 2012 - Feb 12, 2012	253	16.17%	Feb 6, 2012 - Feb 12, 2012	65	5.83%
% Change	-9.09%	-5.02%	% Change	-7.69%	-5.49%
bing (organic)			passport application iowa		
Feb 13, 2012 - Feb 19, 2012	176	11.75%	Feb 13, 2012 - Feb 19, 2012	41	3.77%
Feb 6, 2012 - Feb 12, 2012	199	12.72%	Feb 6, 2012 - Feb 12, 2012	46	4.13%
% Change	-11.56%	-7.60%	% Change	-10.87%	-8.74%
lti.gmdsolutions.com (referral)			iowa county sheriff		
Feb 13, 2012 - Feb 19, 2012	117	7.81%	Feb 13, 2012 - Feb 19, 2012	21	1.93%
Feb 6, 2012 - Feb 12, 2012	113	7.22%	Feb 6, 2012 - Feb 12, 2012	19	1.71%
% Change	3.54%	8.17%	% Change	10.53%	13.17%
yahoo (organic)			iowa county iowa assessor		

Feb 13, 2012 - Feb 19, 2012	80	5.34%
Feb 6, 2012 - Feb 12, 2012	94	6.01%
% Change	-14.89%	-11.09%

Feb 13, 2012 - Feb 19, 2012	20	1.84%
Feb 6, 2012 - Feb 12, 2012	8	0.72%
% Change	150.00%	155.97%



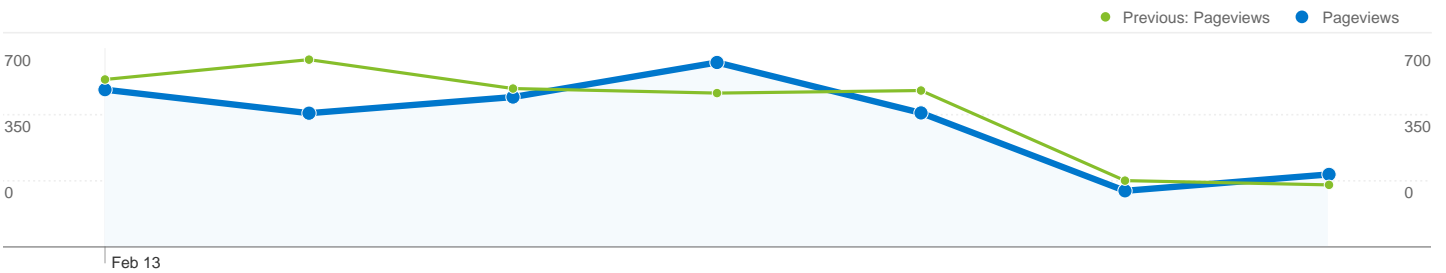
**1,498 visits came from 17 countries/territories**

Site Usage

Visits	Pages/Visit	Avg. Time on Site	% New Visits	Bounce Rate	
<b>1,498</b> Previous: 1,565 (-4.28%)	<b>2.09</b> Previous: 2.15 (-2.53%)	<b>00:02:22</b> Previous: 00:02:20 (1.22%)	<b>61.42%</b> Previous: 61.92% (-0.81%)	<b>58.41%</b> Previous: 59.42% (-1.71%)	
Country/Territory	Visits	Pages/Visit	Avg. Time on Site	% New Visits	Bounce Rate
<b>United States</b>					
February 13, 2012 - February 19, 2012	<b>1,472</b>	2.10	00:02:23	60.87%	58.49%
February 6, 2012 - February 12, 2012	<b>1,550</b>	2.16	00:02:21	61.61%	59.10%
% Change	<b>-5.03%</b>	<b>-2.64%</b>	1.45%	<b>-1.21%</b>	<b>-1.02%</b>
<b>India</b>					
February 13, 2012 - February 19, 2012	<b>7</b>	2.14	00:01:05	100.00%	28.57%
February 6, 2012 - February 12, 2012	<b>0</b>	0.00	00:00:00	0.00%	0.00%
% Change	<b>100.00%</b>	100.00%	100.00%	100.00%	<b>100.00%</b>
<b>Canada</b>					
February 13, 2012 - February 19, 2012	<b>5</b>	1.60	00:00:14	100.00%	40.00%

February 6, 2012 - February 12, 2012	2	1.50	00:00:29	100.00%	50.00%
% Change	150.00%	6.67%	-50.18%	0.00%	-20.00%
Mexico					
February 13, 2012 - February 19, 2012	3	1.33	00:00:54	33.33%	66.67%
February 6, 2012 - February 12, 2012	1	1.00	00:00:00	100.00%	100.00%
% Change	200.00%	33.33%	100.00%	-66.67%	-33.33%
United Kingdom					
February 13, 2012 - February 19, 2012	3	1.67	00:01:01	100.00%	66.67%
February 6, 2012 - February 12, 2012	1	1.00	00:00:00	100.00%	100.00%
% Change	200.00%	66.67%	100.00%	0.00%	-33.33%
(not set)					
February 13, 2012 - February 19, 2012	2	1.50	00:01:03	100.00%	50.00%
February 6, 2012 - February 12, 2012	3	1.00	00:00:00	100.00%	100.00%
% Change	-33.33%	50.00%	100.00%	0.00%	-50.00%
Czech Republic					
February 13, 2012 - February 19, 2012	1	1.00	00:00:00	100.00%	100.00%
February 6, 2012 - February 12, 2012	1	1.00	00:00:00	100.00%	100.00%
% Change	0.00%	0.00%	0.00%	0.00%	0.00%
Japan					
February 13, 2012 - February 19, 2012	1	1.00	00:00:00	100.00%	100.00%
February 6, 2012 - February 12, 2012	0	0.00	00:00:00	0.00%	0.00%
% Change	100.00%	100.00%	0.00%	100.00%	100.00%
Nigeria					
February 13, 2012 - February 19, 2012	1	1.00	00:00:00	100.00%	100.00%
February 6, 2012 - February 12, 2012	1	1.00	00:00:00	100.00%	100.00%
% Change	0.00%	0.00%	0.00%	0.00%	0.00%
Slovakia					
February 13, 2012 - February 19, 2012	1	1.00	00:00:00	100.00%	100.00%
February 6, 2012 - February 12, 2012	0	0.00	00:00:00	0.00%	0.00%
% Change	100.00%	100.00%	0.00%	100.00%	100.00%

1 - 10 of 17



## Pages on this site were viewed a total of 3,134 times

**3,134 Pageviews**

Previous: 3,359 (-6.70%)

**2,386 Unique Views**

Previous: 2,493 (-4.29%)

**58.41% Bounce Rate**

Previous: 59.42% (-1.71%)

## Top Content

Pages	Pageviews	% Pageviews
<b>/index.html</b>		
Feb 13, 2012 - Feb 19, 2012	877	27.98%
Feb 6, 2012 - Feb 12, 2012	979	29.15%
% Change	-10.42%	-3.99%
<b>/offices/clerkofcourt/index.htm</b>		
Feb 13, 2012 - Feb 19, 2012	169	5.39%
Feb 6, 2012 - Feb 12, 2012	168	5.00%
% Change	0.60%	7.82%
<b>/offices/sheriff/index.htm</b>		
Feb 13, 2012 - Feb 19, 2012	164	5.23%
Feb 6, 2012 - Feb 12, 2012	153	4.55%
% Change	7.19%	14.89%
<b>/offices/recorder/passports.htm</b>		
Feb 13, 2012 - Feb 19, 2012	161	5.14%
Feb 6, 2012 - Feb 12, 2012	194	5.78%
% Change	-17.01%	-11.05%
<b>/jobs.htm</b>		

Feb 13, 2012 - Feb 19, 2012	129	4.12%
Feb 6, 2012 - Feb 12, 2012	100	2.98%
% Change	29.00%	38.26%